

VAN Series Nozzles

Variable Arc Nozzles

Features

- A simple twist of the center collar with no special tools increases or decreases the arc setting making it ideal for watering odd shaped areas
- Quickly identify radius with Top Color-coded™ nozzles even when system is not operating
- 12, 15, and 18-VAN have matched precipitation rates with Rain Bird MPR Nozzles
- Three year trade warranty

Operating Range


- Spacing: 3 to 18 feet (0.9 m to 5.5 m)¹
- Pressure: 15 to 30 psi (1.0 to 2.1 bar)
- Optimum pressure: 30 psi (2.1 bar)²

Models

- 4-VAN Series: 3 to 4 feet (0.9 to 1.2 m)
- 6-VAN Series: 4 to 6 feet (1.2 to 1.8 m)
- 8-VAN Series: 6 to 8 feet (1.8 to 2.4 m)
- 10-VAN Series: 7 to 10 feet (2.1 to 3.1 m)
- 12-VAN Series: 9 to 12 feet (2.7 to 3.7 m)
- 15-VAN Series: 11 to 15 feet (3.4 to 4.6 m)
- 18-VAN Series: 14 to 18 feet (4.3 to 5.5 m)

¹ These ranges are based on proper pressure at nozzle.

² Rain Bird recommends using 1800 PRS Spray Bodies to maintain optimum nozzle performance in higher pressure situations.



VAN Series Nozzle



For Optimum Performance,
Use Rain Bird 1800-SAM-PRS
30 PSI Regulated or
RD1800-SAM-PRS 30 PSI
Regulated Spray Bodies



How to Specify






8 VAN

Radius Range

- 4: 3-4 feet (0.9-1.2 m)
- 6: 4-6 feet (1.2-1.8 m)
- 8: 6-8 feet (1.8-2.4 m)
- 10: 7-10 feet (2.1-3.0 m)
- 12: 9-12 feet (2.7-3.7 m)
- 15: 11-15 feet (3.4-4.6 m)
- 18: 14-18 feet (4.3-5.5 m)

Nozzle Type






VAN: Variable Arc Nozzle

4 Series VAN					
0° Trajectory					
Nozzle	Pressure psi	Radius ft.	Flow gpm	Precip In/h	Precip In/h
	15	3	0.62	7.23	8.35
	20	3	0.70	8.17	9.43
	25	4	0.80	5.25	6.06
	30	4	0.88	5.78	6.67
	15	3	0.52	7.42	8.57
	20	3	0.58	8.27	9.55
	25	4	0.66	5.29	6.11
	30	4	0.73	5.86	6.77
	15	3	0.32	6.84	7.90
	20	3	0.37	7.91	9.13
	25	4	0.41	4.93	5.69
	30	4	0.45	5.41	6.25
	15	3	0.21	8.98	10.37
	20	3	0.24	10.27	11.86
	25	4	0.26	6.26	7.23
	30	4	0.29	6.98	8.06

Note: All VAN nozzles tested on 4" (10.2 cm) pop-ups





■ Square spacing based on 50% diameter of throw





▲ Triangular spacing based on 50% diameter of throw





4 Series VAN						METRIC	
0° Trajectory							
Nozzle	Pressure bar	Radius m	Flow m ³ /h	Flow l/m	Precip mm/h	Precip mm/h	
	1.0	0.9	0.14	2.3	189	218	
	1.5	1.0	0.17	2.8	183	215	
	2.0	1.2	0.20	3.3	152	176	
	2.1	1.2	0.20	3.3	152	176	
	1.0	0.9	0.12	2.0	198	229	
	1.5	1.0	0.14	2.3	187	216	
	2.0	1.2	0.16	2.7	148	171	
	2.1	1.2	0.17	2.8	157	181	
	1.0	0.9	0.07	1.2	173	200	
	1.5	1.0	0.09	1.5	180	208	
	2.0	1.2	0.10	1.7	139	161	
	2.1	1.2	0.10	1.7	139	161	
	1.0	0.9	0.05	0.8	247	285	
	1.5	1.0	0.06	0.9	240	277	
	2.0	1.2	0.06	1.1	167	193	
	2.1	1.2	0.07	1.1	194	224	





Performance data taken in zero wind conditions

Note: Radius reduction over 25% of the normal throw of the nozzle is not recommended

6 Series VAN						
0° Trajectory						
Nozzle	Pressure psi	Radius ft.	Flow gpm	■ Precip In/h	▲ Precip In/h	
	330° Arc	15	4	0.85	5.58	6.44
		20	5	0.96	4.03	4.65
		25	5	1.09	4.58	5.29
		30	6	1.20	3.50	4.04
	270° Arc	15	4	0.79	6.34	7.32
		20	5	0.88	4.52	5.22
		25	5	1.00	5.13	5.92
		30	6	1.10	3.92	4.53
	180° Arc	15	4	0.42	5.05	5.83
		20	5	0.49	3.77	4.35
		25	5	0.55	4.24	4.90
		30	6	0.60	3.21	3.71
	90° Arc	15	4	0.26	6.26	7.23
		20	5	0.30	4.62	5.33
		25	5	0.34	5.24	6.05
		30	6	0.37	3.96	4.57

6 Series VAN						METRIC	
0° Trajectory							
Nozzle	Pressure bar	Radius m	Flow m³/h	Flow l/m	■ Precip mm/h	▲ Precip mm/h	
	330° Arc	1.0	1.2	0.19	3.2	144	166
		1.5	1.5	0.23	3.8	112	129
		2.0	1.8	0.27	4.5	91	105
		2.1	1.8	0.27	4.5	91	105
	270° Arc	1.0	1.2	0.18	3.0	167	193
		1.5	1.5	0.21	3.5	124	143
		2.0	1.8	0.24	4.1	99	114
		2.1	1.8	0.25	4.2	103	119
	180° Arc	1.0	1.2	0.10	1.6	139	161
		1.5	1.5	0.11	1.9	98	113
		2.0	1.8	0.13	2.2	80	92
		2.1	1.8	0.14	2.3	86	99
	90° Arc	1.0	1.2	0.06	1.0	167	193
		1.5	1.5	0.07	1.2	124	143
		2.0	1.8	0.08	1.4	99	114
		2.1	1.8	0.08	1.4	99	114

8 Series VAN						
5° Trajectory						
Nozzle	Pressure psi	Radius ft.	Flow gpm	■ Precip In/h	▲ Precip In/h	
	330° Arc	15	6	1.21	3.53	4.07
		20	7	1.36	2.91	3.36
		25	7	1.55	3.32	3.83
		30	8	1.70	2.79	3.22
	270° Arc	15	6	1.11	3.95	4.55
		20	7	1.24	3.24	3.74
		25	7	1.41	3.69	4.25
		30	8	1.55	3.10	3.58
	180° Arc	15	6	0.84	4.49	5.18
		20	7	0.97	3.81	4.40
		25	7	1.09	4.28	4.94
		30	8	1.19	3.58	4.13
	90° Arc	15	6	0.51	5.46	6.29
		20	7	0.59	4.64	5.35
		25	7	0.66	5.19	5.98
		30	8	0.72	4.33	5.00

8 Series VAN						METRIC	
5° Trajectory							
Nozzle	Pressure bar	Radius m	Flow m³/h	Flow l/m	■ Precip mm/h	▲ Precip mm/h	
	330° Arc	1.0	1.8	0.27	4.6	91	105
		1.5	2.1	0.32	5.4	79	91
		2.0	2.3	0.38	6.3	78	90
		2.1	2.4	0.39	6.4	74	86
	270° Arc	1.0	1.8	0.25	4.2	103	119
		1.5	2.1	0.30	4.9	91	105
		2.0	2.3	0.34	5.8	86	99
		2.1	2.4	0.35	5.9	81	94
	180° Arc	1.0	1.8	0.19	3.2	117	135
		1.5	2.1	0.23	3.8	104	120
		2.0	2.3	0.26	4.4	98	113
		2.1	2.4	0.27	4.5	94	109
	90° Arc	1.0	1.8	0.12	1.9	148	171
		1.5	2.1	0.14	2.3	127	147
		2.0	2.3	0.16	2.7	121	140
		2.1	2.4	0.16	2.7	111	128

Note: All VAN nozzles tested on 4" (10.2 cm) pop-ups
 ■ Square spacing based on 50% diameter of throw
 ▲ Triangular spacing based on 50% diameter of throw





Performance data taken in zero wind conditions
Note: Radius reduction over 25% of the normal throw of the nozzle is not recommended





Did you know?





You can use HE-VAN nozzles to have better coverage and save water vs. VAN nozzles.





- Stronger streams and larger water droplets for increased wind resistance.
- Superior close-in watering and edges provide better coverage.
- Shortened run times saves up to 35% in water



10 Series VAN					
10° Trajectory					
Nozzle	Pressure psi	Radius ft.	Flow gpm	■ Precip In/h	▲ Precip In/h
360° Arc 	15	7	1.93	3.80	4.39
	20	8	2.32	3.50	4.04
	25	9	2.52	3.00	3.46
	30	10	2.60	2.50	2.89
270° Arc 	15	7	1.45	3.80	4.39
	20	8	1.75	3.50	4.04
	25	9	1.89	3.00	3.46
	30	10	2.10	2.70	3.12
180° Arc 	15	7	0.97	3.80	4.39
	20	8	1.20	3.50	4.04
	25	9	1.26	3.00	3.46
	30	10	1.45	2.80	3.23
90° Arc 	15	7	0.48	3.80	4.39
	20	8	0.58	3.50	4.04
	25	9	0.63	3.00	3.46
	30	10	0.75	2.90	3.35

10 Series VAN						METRIC	
10° Trajectory						■	▲
Nozzle	Pressure bar	Radius m	Flow m³/h	Flow l/m	Precip mm/h	Precip mm/h	
360° Arc 	1.0	2.1	0.44	7.3	96	111	
	1.5	2.4	0.53	9.0	89	103	
	2.0	2.7	0.57	9.8	76	88	
	2.1	3.1	0.59	9.8	63	73	
	2.1	3.1	0.59	9.8	63	73	
270° Arc 	1.0	2.1	0.33	5.5	96	111	
	1.5	2.4	0.4	6.8	89	103	
	2.0	2.7	0.43	7.8	76	88	
	2.1	3.1	0.48	7.9	68	79	
	2.1	3.1	0.48	7.9	68	79	
180° Arc 	1.0	2.1	0.22	3.7	96	111	
	1.5	2.4	0.27	4.6	89	103	
	2.0	2.7	0.29	5.3	76	88	
	2.1	3.1	0.33	5.5	71	82	
	2.1	3.1	0.33	5.5	71	82	
90° Arc 	1.0	2.1	0.11	1.8	96	111	
	1.5	2.4	0.13	2.3	89	103	
	2.0	2.7	0.14	2.7	76	88	
	2.1	3.1	0.17	2.8	73	85	
	2.1	3.1	0.17	2.8	73	85	

12 Series VAN					
15° Trajectory					
Nozzle	Pressure psi	Radius ft.	Flow gpm	■ Precip In/h	▲ Precip In/h
360° Arc 	15	9	1.56	1.86	2.14
	20	10	1.86	1.79	2.06
	25	11	2.12	1.68	1.95
	30	12	2.36	1.58	1.82
270° Arc 	15	9	1.17	1.86	2.14
	20	10	1.39	1.79	2.06
	25	11	1.59	1.68	1.94
	30	12	1.77	1.58	1.82
180° Arc 	15	9	0.78	1.86	2.14
	20	10	0.93	1.79	2.06
	25	11	1.06	1.68	1.95
	30	12	1.18	1.58	1.82
90° Arc 	15	9	0.39	1.86	2.14
	20	10	0.46	1.79	2.06
	25	11	0.53	1.68	1.95
	30	12	0.59	1.58	1.82

12 Series VAN						METRIC	
15° Trajectory						■	▲
Nozzle	Pressure bar	Radius m	Flow m³/h	Flow l/m	Precip mm/h	Precip mm/h	
360° Arc 	1.0	2.7	0.35	5.80	48	55	
	1.5	3.2	0.44	7.37	43	50	
	2.0	3.6	0.52	8.75	41	47	
	2.1	3.7	0.54	9.02	40	46	
	2.1	3.7	0.54	9.02	40	46	
270° Arc 	1.0	2.7	0.26	4.35	48	55	
	1.5	3.2	0.33	5.53	43	50	
	2.0	3.6	0.39	6.56	41	47	
	2.1	3.7	0.41	6.76	40	46	
	2.1	3.7	0.41	6.76	40	46	
180° Arc 	1.0	2.7	0.17	2.90	48	55	
	1.5	3.2	0.22	3.69	43	50	
	2.0	3.6	0.26	4.37	41	47	
	2.1	3.7	0.27	4.51	40	46	
	2.1	3.7	0.27	4.51	40	46	
90° Arc 	1.0	2.7	0.09	1.45	48	55	
	1.5	3.2	0.11	1.84	43	50	
	2.0	3.6	0.13	2.19	41	47	
	2.1	3.7	0.14	2.25	40	46	
	2.1	3.7	0.14	2.25	40	46	

Note: All VAN nozzles tested on 4" (10.2 cm) pop-ups
 ■ Square spacing based on 50% diameter of throw
 ▲ Triangular spacing based on 50% diameter of throw





Performance data taken in zero wind conditions
 Note: Radius reduction over 25% of the normal throw of the nozzle is not recommended





Did you know?





You can use HE-VAN nozzles to have better coverage and save water vs. VAN nozzles.





- Stronger streams and larger water droplets for increased wind resistance.
- Superior close-in watering and edges provide better coverage.
- Shortened run times saves up to 35% in water



15 Series VAN						
23° Trajectory						
Nozzle	Pressure psi	Radius ft.	Flow gpm	■ Precip In/h	▲ Precip In/h	
	360° Arc	15	11	2.60	2.07	2.39
		20	12	3.00	2.01	2.32
		25	14	3.30	1.62	1.87
		30	15	3.70	1.58	1.83
	270° Arc	15	11	1.95	2.07	2.39
		20	12	2.25	2.01	2.32
		25	14	2.48	1.62	1.87
		30	15	2.78	1.58	1.83
	180° Arc	15	11	1.30	2.07	2.39
		20	12	1.50	2.01	2.32
		25	14	1.65	1.62	1.87
		30	15	1.85	1.58	1.83
	90° Arc	15	11	0.65	2.07	2.39
		20	12	0.75	2.01	2.32
		25	14	0.82	1.62	1.87
		30	15	0.92	1.58	1.83

15 Series VAN						METRIC	
23° Trajectory							
Nozzle	Pressure bar	Radius m	Flow m³/h	Flow l/m	■ Precip mm/h	▲ Precip mm/h	
	360° Arc	1.0	3.4	0.60	9.8	52	60
		1.5	3.9	0.72	11.8	47	55
		2.0	4.5	0.84	13.7	41	48
		2.1	4.6	0.84	14.0	40	46
	270° Arc	1.0	3.4	0.45	7.4	52	60
		1.5	3.9	0.54	8.8	47	55
		2.0	4.5	0.63	10.3	41	48
		2.1	4.6	0.63	10.5	40	46
	180° Arc	1.0	3.4	0.30	4.9	52	60
		1.5	3.9	0.36	5.9	47	55
		2.0	4.5	0.42	6.9	41	48
		2.1	4.6	0.42	7.0	40	46
	90° Arc	1.0	3.4	0.15	2.5	52	60
		1.5	3.9	0.18	2.9	47	55
		2.0	4.5	0.21	3.4	41	48
		2.1	4.6	0.21	3.5	40	46

18 Series VAN						
26° Trajectory						
Nozzle	Pressure psi	Radius ft.	Flow gpm	■ Precip In/h	▲ Precip In/h	
	360° Arc	15	14	4.21	2.07	2.39
		20	15	4.70	2.01	2.32
		25	17	4.86	1.62	1.87
		30	18	5.32	1.58	1.83
	270° Arc	15	14	3.16	2.07	2.39
		20	15	3.52	2.01	2.32
		25	17	3.65	1.62	1.87
		30	18	3.99	1.58	1.83
	180° Arc	15	14	2.11	2.07	2.39
		20	15	2.35	2.01	2.32
		25	17	2.43	1.62	1.87
		30	18	2.66	1.58	1.83
	90° Arc	15	14	1.05	2.07	2.39
		20	15	1.17	2.01	2.32
		25	17	1.22	1.62	1.87
		30	18	1.33	1.58	1.83

18 Series VAN						METRIC	
26° Trajectory							
Nozzle	Pressure bar	Radius m	Flow m³/h	Flow l/m	■ Precip mm/h	▲ Precip mm/h	
	360° Arc	1.0	4.3	0.96	15.9	52	60
		1.5	4.8	1.07	18.0	47	55
		2.0	5.4	1.20	19.8	41	48
		2.1	5.5	1.21	20.1	40	46
	270° Arc	1.0	4.3	0.72	12.0	52	60
		1.5	4.8	0.80	13.5	47	55
		2.0	5.4	0.90	14.8	41	48
		2.1	5.5	0.91	15.1	40	46
	180° Arc	1.0	4.3	0.48	8.0	52	60
		1.5	4.8	0.54	9.0	47	55
		2.0	5.4	0.60	9.9	41	48
		2.1	5.5	0.61	10.1	40	46
	90° Arc	1.0	4.3	0.24	4.0	52	60
		1.5	4.8	0.27	4.5	47	55
		2.0	5.4	0.30	5.0	41	48
		2.1	5.5	0.30	5.0	40	46

Note: All VAN nozzles tested on 4" (10.2 cm) pop-ups
 ■ Square spacing based on 50% diameter of throw
 ▲ Triangular spacing based on 50% diameter of throw

Performance data taken in zero wind conditions
Note: Radius reduction over 25% of the normal throw of the nozzle is not recommended

Did you know?

You can use HE-VAN nozzles to have better coverage and save water vs. VAN nozzles.

- Stronger streams and larger water droplets for increased wind resistance.
- Superior close-in watering and edges provide better coverage.
- Shortened run times saves up to 35% in water

