

HYDROFLOW CAMLOCK RANGE

ALUMINIUM CAMLOCKS (CC)

PIPE TYPE LDPE Low Density PE, Non Toxic Tubing, Washdown Hose

POLYPROPYLENE CAMLOCKS (CP)

PIPE TYPE LDPE Low Density PE, Non Toxic Tubing, Washdown Hose

AGRICULTURAL - ALUMINIUM CAMLOCKS WITH EPTAFLO[®] COATING (AGE, AGC)

PIPE TYPE MDPE Metric PE Pipe

* Coating for Effluent

CODE BREAKDOWN

CAMLOCK MATERIAL
CC = Aluminium camlock range

CCD80

CAMLOCK TYPE
"D" for Female Threaded Coupler or "C" for Hose Shank Coupler etc.

Denotes either LDPE pipe sizing (based on internal diameter) for CCC and CCE or BSP thread size for CCA, CCB, CCD & CCF

CODE BREAKDOWN

CAMLOCK MATERIAL
CP = Polypropylene camlock range

CPC40

CAMLOCK TYPE
"C" for Hose Shank Coupler or "B" for Male Threaded Coupler etc.

Denotes either LDPE pipe sizing (based on internal diameter) for CPC and CPE or BSP thread size for CPA, CPB, CPD & CPF

AGC COUPLER

| CAMLOCK SIZE (mm) | MDPE PIPE SIZE (mm) |
|-------------------|---------------------|
| 51 | 63 |
| 64 | 75 |
| 76 | 90 |

AGE ADAPTOR









| CAMLOCK SIZE (mm) | MDPE PIPE SIZE (mm) |
|-------------------|---------------------|
| 51 | 63 |
| 64 | 75 |
| 76 | 90 |

MDPE is based on the pipes (OD) Outside Diameter. The camlock shank size relates to the pipe ID (internal diameter).

| SHANK DIA (mm) | PIPE OD MDPE (mm) |
|----------------|-------------------|
| 55 | 63 |
| 65 | 75 |
| 80 | 90 |

Match **Coupler** to the **Adaptor** using the **camlock size**. For example a AGC6475 connects to a AGE6475 or AG6463

ALUMINIUM CAMLOCKS (CC)

| CC RANGE | COUPLERS | | | ADAPTORS | | | CAP | PLUG |
|----------|--|--|---|--|--|--|--|--|
| | CCC HOSE SHANK COUPLER 20-100MM | CCD FEMALE THREADED COUPLER 20-100MM | CCB MALE THREADED COUPLER 20-125MM | CCE HOSE SHANK ADAPTOR 20-100MM | CCA FEMALE THREADED ADAPTOR 20-125MM | CCF MALE THREADED ADAPTOR 20-125MM | CCDC DUST CAP 20-100MM | CCDP DUST PLUG 20-100MM |
| |  |  |  |  |  |  |  |  |

POLYPROPYLENE CAMLOCKS (CP)

| CP RANGE | COUPLERS | | | ADAPTORS | | | CAP | PLUG |
|----------|---|---|--|---|---|---|---|---|
| | CPC HOSE SHANK COUPLER 20-100MM | CPD FEMALE THREADED COUPLER 20-100MM | CPB MALE THREADED COUPLER 20-100MM | CPE HOSE SHANK ADAPTOR 20-80MM | CPA FEMALE THREADED ADAPTOR 20-100MM | CPF MALE THREADED ADAPTOR 20-100MM | CPDC DUST CAP 20-100MM | CPDP DUST PLUG 20-100MM |
| |  |  |  |  |  |  |  |  |

ALUMINIUM CAMLOCKS WITH EPTAFLO[®] COATING (AGE, AGC)

| AGE, AGC AGRICULTURAL RANGE | COUPLERS | | | ADAPTORS | | | SIZING | | | | | | | | | |
|---|----------------|----------------|---------------------|---|---------|---------------------|---|---|----------------|----------------|------|------|------|------|------|------|
| | Code | Type | MDPE Pipe Size (OD) | Code | Type | MDPE Pipe Size (OD) | MDPE is based on the pipes (OD) outside diameter The camlock shank size relates to the pipe ID (internal diameter) | | | | | | | | | |
|  | AGC5163 | Standard | 63mm |  | AGE5163 | Standard | 63mm | <table border="1"> <thead> <tr> <th>Shank Diameter</th> <th>Pipe OD (MDPE)</th> </tr> </thead> <tbody> <tr> <td>55mm</td> <td>63mm</td> </tr> <tr> <td>65mm</td> <td>75mm</td> </tr> <tr> <td>80mm</td> <td>90mm</td> </tr> </tbody> </table> | Shank Diameter | Pipe OD (MDPE) | 55mm | 63mm | 65mm | 75mm | 80mm | 90mm |
| | Shank Diameter | Pipe OD (MDPE) | | | | | | | | | | | | | | |
| | 55mm | 63mm | | | | | | | | | | | | | | |
| | 65mm | 75mm | | | | | | | | | | | | | | |
| | 80mm | 90mm | | | | | | | | | | | | | | |
| | AGC6463 | Reducing | 63mm | | AGE6463 | Reducing | 63mm | | | | | | | | | |
| AGC6475 | Standard | 75mm | AGE6475 | Standard | 75mm | | | | | | | | | | | |
| AGC7663 | Reducing | 63mm | AGE7663 | Reducing | 63mm | | | | | | | | | | | |
| AGC7675 | Reducing | 75mm | AGE7675 | Reducing | 75mm | | | | | | | | | | | |
| AGC7690 | Standard | 90mm | AGE7690 | Standard | 90mm | | | | | | | | | | | |
| | | | | AGE10090 | Special | 100mm | | | | | | | | | | |