


APEX
VALVES
AP20/25
ACETYL
FULL FLOW



Use 150mm Float
SPARE ARM CODE: AAT

APPLICATION: MEDIUM TROUGHS
Economy Acetyl sleeve valve - full flow design for fast filling medium troughs.

FULL FLOW TROUGH VALVE: Includes cord and nipple and 20/25mm bush


WORKING PRESSURE : 0 To 1200 kPa (175psi)
Product code: AP20/25 (20mm, 3/4" BSP with 20/25mm bush)

APEX PLASTIC CORD LONG TAIL

Product codes: AP20LC (20mm, 3/4" BSP)
AP25LC (25mm, 1" BSP)

Maximum water temperature: 60°C
Minimum water temperature: 1°C

APEX
VALVES
AB20
BRASS
FULL FLOW



Use 150mm Float
SPARE ARM CODE: AAT

APPLICATION: MEDIUM TROUGHS
Robust Brass sleeve valve - full flow design for fast filling medium troughs.

FULL FLOW TROUGH VALVE: Includes cord and nipple

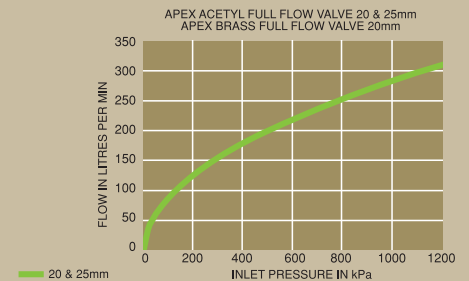
WORKING PRESSURE : 0 TO 1200 kPa (175psi)

APEX BRASS CORD


Product code: ABC20 (20mm, 3/4" BSP)

Maximum water temperature: 60°C
Minimum water temperature: 1°C

See Page 10 for repair kit codes



APEX
VALVES
7220/25
BRASS
FULL FLOW



Use 150mm Float
SPARE ARM CODE: SP77

APPLICATION: MEDIUM TROUGHS
Robust Brass sleeve valve - full flow design for fast filling medium troughs.

FULL FLOW TROUGH VALVE: Includes cord and nipple and 20/25mm bush

WORKING PRESSURE : 0 TO 1000kPa (150psi)
Product code: 72 20/25 (20mm, 3/4" BSP with 20/25 bush)

Maximum water temperature: 60°C
Minimum water temperature: 1°C

See Page 10 for repair kit codes

