



# Series 1000SS

## Detector Check Valves

Sizes: 4" – 10" (100 – 250mm)

**LEAD FREE\***

### Features

- Lightest weight in the industry
- Designed to meet NSF standards
- Check assemblies are based on popular modular design that has been proved in field use for over 15 years
- Lifting rings standard on 8" & 10" (200 & 250mm) devices for ease of installation
- No special tools required for servicing
- Optional bypass assembly available
- Approved for mounting in horizontal/vertical positions
- Custom tap sizes available upon request
- Non-corrosive stainless steel construction

### Available Models

Standard units are less Bypass Assembly.

With Bypass specify Suffix:

CFM – cubic feet per minute meter

GPM – gallons per minute meter

LM – less meter

### Materials

Body: 300 Series stainless steel

Knuckle Joint Assembly: stainless steel linkage

Cam-Check Assembly: stainless steel linkage

\*The wetted surface of this product contacted by consumable water contains less than 0.25% of lead by weight.



1000SS DCV 4", 6"



1000SS DCV 8", 10"

Series 1000SS Detector Check Valves detect any leakage or unauthorized use of water from fire or automatic sprinkler systems. The valve also isolates water from the public water mainline. During times of minimal water flow, the valve clapper remains closed so that the water flows through a bypass meter (optional). When fire flow is required, the water demand will open the clapper to all full water flow. The Series 1000SS feature Lead Free\* construction to comply with Lead Free\* installation requirements.

### Specifications

A Detector Check Valve shall be installed on fire protection or automatic sprinkler systems when connected to the potable water supply. Lead Free\* Detector Check Valves shall be constructed using Lead Free\* materials. It shall comply with state codes and standards, where applicable, requiring reduced lead content. The valve body shall be formed, welded units, in 300 series stainless steel. The valve shall be hydrostatically tested in excess of 700psi (48 bar). Valve construction shall eliminate any possibility of defects such as sand pits and blow holes which may occur in casting\*. All linkage parts shall be stainless steel. Each valve shall be individually tested before shipping. All 8" and 10" (200 and 250mm) valve sizes shall be equipped with lifting lugs. Valve shall be Ames Company Series 1000SS.

\*The 4" and 6" valves utilize the patented Cam-Check Assembly.

The 8" and 10" valves utilize a spring loaded Knuckle Joint Assembly.

Job Name \_\_\_\_\_ Contractor \_\_\_\_\_

Job Location \_\_\_\_\_ Approval \_\_\_\_\_

Engineer \_\_\_\_\_ Contractor's P.O. No. \_\_\_\_\_

Approval \_\_\_\_\_ Representative \_\_\_\_\_

Ames product specifications in U.S. customary units and metric are approximate and are provided for reference only. For precise measurements, please contact Ames Technical Service. Ames reserves the right to change or modify product design, construction, specifications, or materials without prior notice and without incurring any obligation to make such changes and modifications on Ames products previously or subsequently sold.

# Pressure – Temperature

Maximum working pressure: 175psi (12.1 bar)

Temperature Range: 33°F – 110°F (0.5°C – 43°C)

## Approvals



Listed  
312



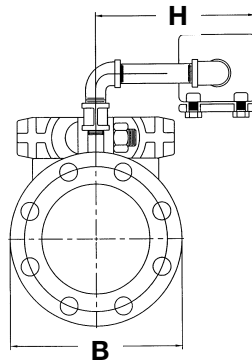
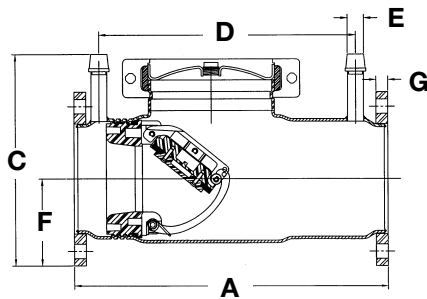
Approved  
1045  
(8" & 10" only)

Flange bolt pattern and hole diameter in accordance with ANSI B16.5 Class 125/AWWA C207 Class D

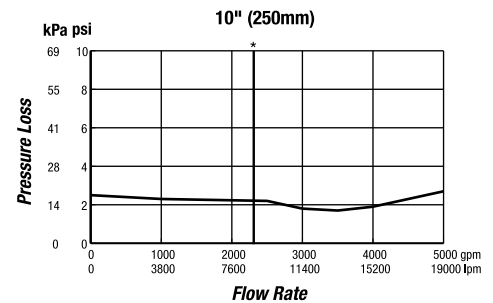
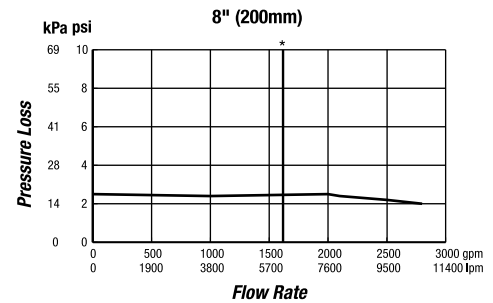
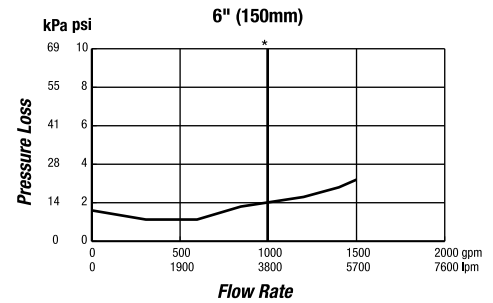
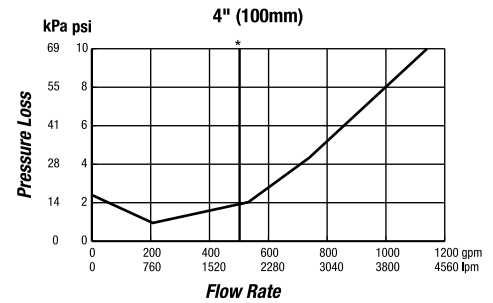
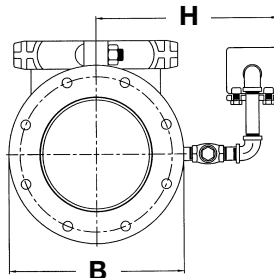
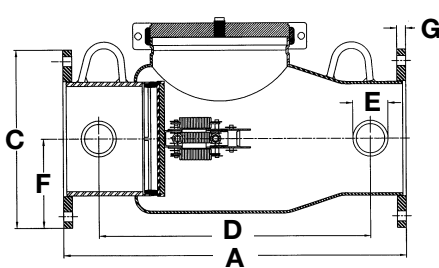
Body nameplate provides nominal size, direction of flow, PSI rating, year of manufacture and approval marks

## Dimensions – Weights

1000SS DCV 4" & 6"



1000SS DCV 8" & 10"



\*Approximate head loss at the UL rated flow.

SIZE (DN)		DIMENSIONS										WEIGHT											
in.	mm	A		B		C		D		E		F		G		H		Less Bypass		w/Bypass			
		in.	mm	in.	mm	in.	mm	in.	mm	in.	mm	in.	mm	in.	mm	in.	mm	in.	mm	lb.	kg	lb.	kg
4	100	16½	419	9	229	11½	292	12⅞	327	½ NPT	13	4½	114	⅝	16	8	203	30	13.6	35	15.8		
6	150	22½	559	11	279	13½	343	17	432	¾ NPT	19	5½	140	1⅛	17	10½	267	65	29.4	70	31.7		
8	200	26½	665	13½	343	15½	394	21¼	540	2 NPT	51	6¾	171	1⅛	17	12¼	311	143	64.8	153	69.3		
10	250	36	914	16	406	17½	445	28¼	718	2 NPT	51	8	203	1⅛	17	14½	368	163	73.9	173	78.4		

### NOTICE

Inquire with governing authorities for local installation requirements



A Watts Water Technologies Company

USA: Backflow Tel: (978) 689-6066 • Fax: (978) 975-8350 • AmesFireWater.com  
 USA: Control Valves Tel: (713) 943-0688 • Fax: (713) 944-9445 • AmesFireWater.com  
 Canada: Tel: (905) 332-4090 • Fax: (905) 332-7068 • AmesFireWater.ca  
 Latin America: Tel: (52) 81-1001-8600 • Fax: (52) 81-8000-7091 • AmesFireWater.com